

PHANTOM™ ELITE ULTRA

LED LIGHTING STRIPS



ULTRA AC SERIES ADJUSTABLE CONCEALED LOW VOLTAGE STRIP FOR ADJUSTABLE SHELVES

PHANTOM LIGHTING

The Phantom ELITE ULTRA AC Series of LED Strip Lighting for Shelf and Cabinet Lighting Applications represents a revolution in strip lighting technology. These low profile cabinet lights are easily concealed regardless of the shelf design, giving new definition to the phrase, "See the Light, Not the Fixture." Custom mounting trims establish the optimum aiming angle which allows the contents of any cabinet to be illuminated to a precise degree at the highest level of aesthetics yet to be seen. The Phantom ELITE ULTRA Strips are constructed using the highest quality LED's in the industry. They are the brightest LED tape lights on the market, emitting 240 lumens per foot. Strips are precut to any desired length to be custom fitted to movable shelves. There are no visible wires and shelf positions can be changed without any rewiring whatsoever. Strips are dimmable using a standard low voltage dimmer and produce a quality of consistent color unmatched by competing products. Customers may choose from 2700K, 3000K, and 4000K color temperature options. All Phantom ELITE ULTRA LED Strips operate on 24VDC Magnetic Power Supplies.

THE PHANTOM ELITE ULTRA AC SERIES FEATURES

- Low profile, concealed linear lighting source designed for adjustable shelf lighting or adjustable display cabinets
- Exclusive current carrying system using concealed metal Buss Bars and shelf support brackets
- 2700K, 3000K and 4000K Color Temperatures
- Compact Mounting Trims or Extrusion to optimize Aiming Angle and concealment
- Wood Veneer Extrusion for mounting under shelves with no edge trim
- Ultra Bright, 240 Lumens/ft.

NOTE: See also Elite for standard intensity applications.



ETL LISTED, MISCELLANEOUS FIXTURES, CONFORMS TO UL STD. 1598



greenlighting
TECHNOLOGY

ORDERING INFORMATION

QTY.	SERIES	VERSION	COLOR TEMP	LENGTH	PROFILE	DRIVER	CONNECTOR	FINISH
	AC	ULTRA	2700K 3000K 4000K	(INCHES)	E1 E2 E3 3	MD20 20 WATT MD40 40 WATT MD60 60 WATT MD96 96 WATT MD150 150 WATT	CDA KIT	PAINTED METAL FW FLAT WHITE GW GLOSS WHITE FB FLAT BLACK GB GLOSS BLACK LB LIGHT BEIGE MB MEDIUM BROWN AL ALMOND UF UNFINISHED CC CUSTOM COLOR WOOD VENEER* O OAK M MAHOGANY P PINE W WALNUT
4	AC	ULTRA	2700K	33"	E2	MD20	CDA KIT	MB

*NOTE: FOR TRIM E3 ONLY

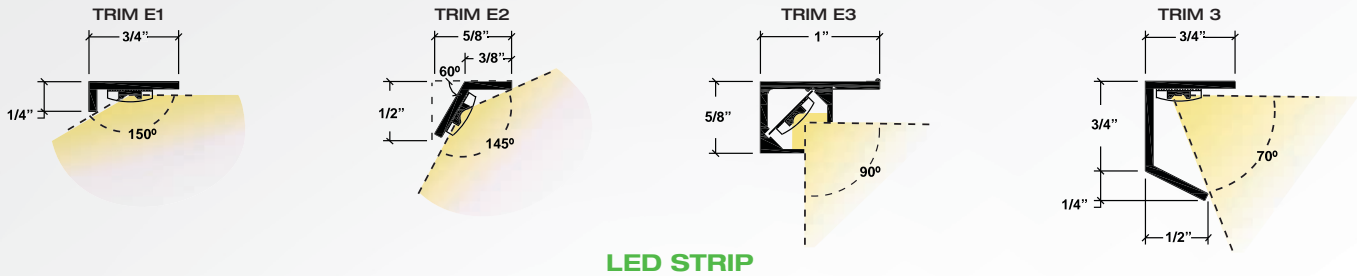
EASY-TO-USE, DOWNLOADABLE ORDER FORMS WITH ACTIVE FORM FIELDS AT PHANTOMLIGHTING.COM



607 Durham Drive | Houston, Texas 77007-5316
 Tel: 713.863.1133 | Fax: 713.863.0044 | 800.863.1184
www.phantomlighting.com

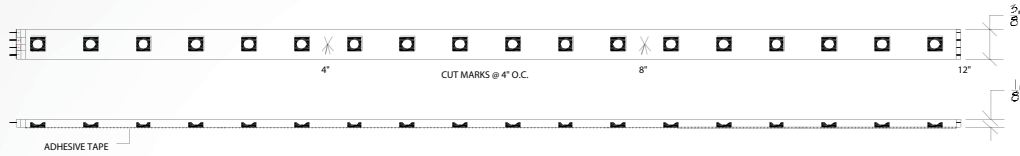
© Copyright 2013 Phantom Lighting Systems

AC ELITE ULTRA SERIES TRIM PROFILES

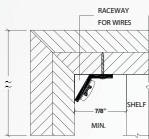


LED STRIP

The Phantom LED Strip Light is a low profile integral tape with diode spacing 0.67 inches on centers, operating at 24VDC and 4.5 watts per foot. Available Color temperatures are 2700K (warm like household lighting), 3000K (Slightly cooler like Halogen), and 4000K (cool white). The 2700K tone coordinates well with most residential lighting, while the 3000K tone makes colors appear more vivid for display purposes. The crisp whiter tone of 4000K is often preferred for commercial displays of diamonds and crystal. Life expectancy of the diodes is rated at 50,000 hours. Unlike ordinary light bulbs, these strip lights are virtually heat-free. Dimming is accomplished with an ordinary Low Voltage dimmer, rather than specialized dimming driver.



EXPLODED VIEW



Space Requirement

For best results, a wood reveal should be used to conceal the fixture. For applications above eye level use and extend wood trim as necessary.

Allow 1" clearance between light fixture and holes.

Lighting Strip

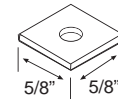
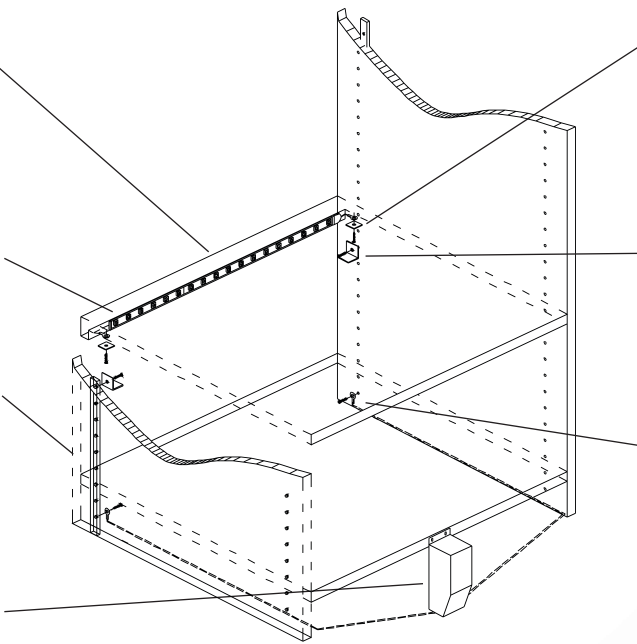
Each lighting strip contains leds spaced at 0.67 inch on center. For best results, always use a matte finish on the back of the cabinet to minimize reflections or glare.

Buss Bar Supports (5/8" W X 1/4" D)

Heavy duty steel buss bars are concealed during construction and engineered to perfectly align with 8 x 32 threaded holes drilled 32 mm on center. This system totally hides all the wiring and allows you to use the drilled pin method of shelf support. Consult the factory for other spacing options.

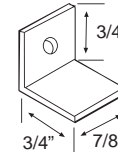
Drivers

Magnetic drivers are sized to match the total wattage of your lighting load and come equipped with one or more secondary circuit breakers. (See driver sheet for more sizing information and amperage calculations).



Brass Contact Pads

Brass contact pads are designed to transfer electricity from the shelf support clip to the individual fixtures utilizing a safe low voltage current. Contact is made when the shelf is installed. No tools are required to rearrange the shelves!

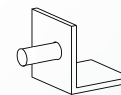


Brass Support Clips

Brass support clips are designed to transfer electricity from the concealed buss bar to the brass contact pad mounted on the bottom of the shelves utilizing a safe low voltage current. Standard right angle pins should be used to support the back of each shelf and are not included in the kit.

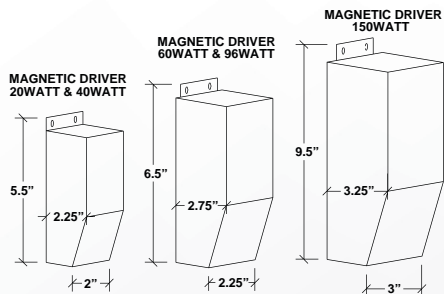
Lug Connector

Heavy duty lug connectors are used to connect the wire to the metal buss bars back to the power supply. These connections should remain accessible for service and maintenance.



Back Clip Shelf Support (by others)

DRIVERS



To figure total requirements for drivers, calculate total watts per foot divided by voltage equals total amperage. (watts / voltage = amperage). Refer to the table to calculate wire size and fusing requirements or see driver page for more specific details.

SPECIFICATIONS	20 VA	40 VA	60 VA	96 VA	150 VA
MAXIMUM WATTAGE	16	32	48	76	150
HEIGHT (H)	5.5"	5.5"	6.5"	6.5"	9.5"
WIDTH (W)	2.25"	2.25"	2.75"	2.75"	3.25"
DEPTH (D)	2"	2"	2.25"	2.25"	3"
24 VOLT (CB)	(1) 1A	(1) 2A	(1) 2.5A	(1) 4A	(1) 6.25A
WEIGHT (LBS)	1.8	1.8	2	2	5
PART #'s	MD20	MD40	MD60	MD96	MD150